



Logout

Randy Wilkerson

Instructions [Show]

Front Office Portal

Search Funding Opportunities

Profile

My Profile

Change Password

Workspace

Applicants

Funding Opportunity Registrations

Projects

Submissions

Contact Us

[Hide Filters] [Clear Filters]

Submissions Filters

Applicant Project Name: HPRP Reporting ▾

Date Submitted: On ▾





Project Status: Open Projects ▾

Submission Version: Latest Version ▾

Filter


Submissions

Project Name ↑	Project Number	Step Name	Funding Opportunity Name	Start Date	End Date	Date Submitted
HPRP Reporting	HPRP_013286	HPRP Application (Preliminary) FY2009	HPRP Reporting	Sep 30, 2009	Mar 2, 2010	Oct 9, 2009 4:35:32 PM
HPRP Reporting	HPRP_013286	HPRP Application (Final) FY2009	HPRP Reporting	Sep 30, 2009	Dec 31, 2009	
HPRP Reporting	HPRP_013286	HPRP Q2 Performance Report (Preliminary)	HPRP Reporting	Sep 30, 2009	Mar 2, 2010	Jan 15, 2010 1:49:50 PM
HPRP Reporting	HPRP_013286	HPRP Q2 Performance Report (Final)	HPRP Reporting	Sep 30, 2009	Apr 2, 2010	Jan 15, 2010 2:03:27 PM
HPRP Reporting	HPRP_013286	HPRP Q3 Performance Report (Preliminary)	HPRP Reporting	Sep 30, 2009	May 19, 2010	Apr 8, 2010 1:50:34 PM
HPRP Reporting	HPRP_013286	HPRP Q5 Performance Report (Final)	HPRP Reporting	Sep 30, 2009	Dec 1, 2012	
HPRP Reporting	HPRP_013286	HPRP Q4 Performance Report (Preliminary)	HPRP Reporting	Sep 30, 2009	Aug 18, 2010	Jul 12, 2010 4:35:23 PM
HPRP		HPRP Q4 Performance		Sep 30,	Oct 2,	

	Reporting	HPRP_013286	Report (Final)	HPRP Reporting	2009	2010	
	HPRP Reporting	HPRP_013286	HPRP APR - Year 1	HPRP Reporting	Sep 30, 2009	Dec 1, 2012	
	HPRP Reporting	HPRP_013286	HPRP Q5 Performance Report (Preliminary)	HPRP Reporting	Sep 30, 2009	Dec 1, 2012	Oct 6, 2010 4:31:36 PM
	HPRP Reporting	HPRP_013286	HPRP Q3 Performance Report (Final)	HPRP Reporting	Sep 30, 2009	May 19, 2010	

1





Randy Wilkerson

HPRP Reporting

HPRP QPR Q5
Instructions

HPRP Quarterly
Performance Report

-- HPRP Reporting --
Grantee State
Grantee Information
Report Period and Status
Persons and Households
Served
Housing Outcomes
Homelessness Prevention
Housing Outcomes
Homeless Assistance
Expenditures by Activity
Grant Allocation
Authorizing Information
and Certification
Summary

View Applicant Profile

Export to PDF
Get PDF Viewer

Back to Submissions List

Summary

Part	Last Updated
-- HPRP Reporting --	
Grantee State	10/06/2010
Grantee Information	10/06/2010
Report Period and Status	10/06/2010
Persons and Households Served	10/06/2010
Housing Outcomes Homelessness Prevention	10/06/2010
Housing Outcomes Homeless Assistance	10/06/2010
Expenditures by Activity	10/06/2010
Authorizing Information and Certification	10/06/2010

[Get PDF Viewer](#)

This e.Form has been submitted



Grantee State

In which state is the grantee located? Florida
(for multiple state selections hold CTRL+Key)

Grantee Information

Grantee Name Escambia County
Name of Organization or Department Administering Funds Neighborhood Redevelopment (NEFI)
Organizational DUNS#: 075079673
Grant Number S09-UY-12-0022
Grant Amount \$855,417
Identify the Field Office Jacksonville
Identify CoC(s) in which the grantee and/or subgrantee(s) will provide HPRP assistance. FL-511 - Pensacola/Escambia, Santa Rosa County CoC

HPRP Contact Name

Prefix

First Name Randy

Middle Name

Last Name Wilkerson

Suffix

Title Executive Director

HPRP Contact Address

Street Address 1 3420 Barrancas Avenue

Street Address 2 P.O. Box 18178

City Pensacola

State Florida

ZIP Code 32523

Phone Number 850-458-0466
Format: 123-456-7890

Extension

Fax Number 850-458-0464
Format: 123-456-7890

Email Address randy_wilkerson@co.escambia.fl.us

Confirm Email Address randy_wilkerson@co.escambia.fl.us

OPTIONAL: HPRP Secondary Contact

First Name

Last Name

Title

Phone Number

Format: 123-456-7890

Extension

Email Address

Confirm Email Address

Report Period and Status

Select the Reporting Period for this Performance Report 07/01/09 - 09/30/10

Indicate Report Type QPR

Persons and Households Served

In the first row ("Total Served"), enter the total unduplicated number of persons and households determined eligible and served with HPRP Homelessness Prevention Assistance and HPRP Homeless Assistance (Rapid Re-Housing) in the current quarter and for the grant to date. In the "Total" rows under "Total Served by Activity (#)," enter the total unduplicated number of persons and households served with Financial Assistance and with Housing Relocation and Stabilization Services. For the "Total - Financial Assistance" row and the "Total - Housing Relocation and Stabilization Services" row: the unduplicated amount entered in each cell in these rows is not necessarily the sum of the cells for each activity above it.

Note: Eligibility determination for HPRP is either a Case Management or Outreach and Engagement activity. If HPRP funds were used for eligibility determination, these persons and households must be reported under the appropriate activity below.

Both eligible and ineligible persons and households may be reported in the Outreach and Engagement row if HPRP funds were used to pay for the eligibility determination. Please note, however, in the "Total Served" row at the top of this screen, report only persons and households who were determined to be eligible and received financial assistance or housing relocation and stabilization services with HPRP funds. Do not include persons and households who were determined to be ineligible in the "Total Served" row.

Total Served

	Homelessness Prevention				Homeless Assistance				TOTAL			
	Persons		Hshlds		Persons		Hshlds		Persons		Hshlds	
	Quarter	Grant to Date	Quarter	Grant to Date	Quarter	Grant to Date	Quarter	Grant to Date	Quarter	Grant to Date	Quarter	Grant to Date
Total Served												
Total Served (Unduplicated)	240	391	73	127	49	106	19	35	289	495	91	159

Total Served by Activity (#)

Activities	Homelessness Prevention				Homeless Assistance				TOTAL			
	Pers ons	Qua ter	Gra nt to Date	Hshl ds	Pers ons	Qua ter	Gra nt to Date	Hshl ds	Pers ons	Qua ter	Gra nt to Date	Hshl ds

Financial Assistance												
Activities	Pers ons	Qua ter	Gra nt to Date	Hshl ds	Pers ons	Qua ter	Gra nt to Date	Hshl ds	Pers ons	Qua ter	Gra nt to Date	Hshl ds
Rental assistance	204	357	62	116	46	96	16	29	250	451	77	142
Security and utility deposits	35	62	9	20	22	85	9	25	57	147	18	45
Utility payments	168	327	49	101	38	83	12	24	206	409	60	123
Moving cost assistance	0	0	0	0	0	4	0	1	0	4	0	1
Motel & hotel vouchers	0	0	0	0	2	3	1	2	2	3	1	2
Total-Financial Assistance (Unduplicated)	229	368	69	126	48	99	18	32	277	485	86	155

Housing Relocation & Stabilization Services												
Activities	Pers ons	Qua ter	Gra nt to Date	Hshl ds	Pers ons	Qua ter	Gra nt to Date	Hshl ds	Pers ons	Qua ter	Gra nt to Date	Hshl ds
Case management	96	345	28	110	19	102	9	35	115	446	36	143
Outreach and engagement	0	0	0	0	0	0	0	0	0	0	0	0
Housing search and placement	3	7	1	2	0	13	0	3	3	20	1	5
Legal services	0	0	0	0	0	0	0	0	0	0	0	0
Credit repair	0	0	0	0	0	0	0	0	0	0	0	0
Total-Housing Relocation & Stabilization Services (Unduplicated)	99	345	29	110	19	102	9	35	118	446	37	143

Additional comments:

Optional: If needed, use this space to provide a note explaining the above data

Housing Outcomes of Persons Served with Homelessness Prevention Assistance

In the cells below, enter the number of persons who resided in each of the destinations provided after HPRP Homelessness Prevention Assistance ended, in the current quarter and the total for the grant to date.

Housing Outcomes (All Leavers Only)

Homelessness Prevention

Destination	Quarter			Grant to Date		
	Persons	%	% of Total	Persons	%	% of Total
Permanent Destinations						
Permanent supportive housing for formerly homeless persons (such as SHP, S+C, or SRO Mod Rehab)	0	0.00%	0.00%	0	0.00%	0.00%
Rental by client, no housing subsidy	151	86.78%	86.78%	235	87.36%	85.77%
Rental by client, VASH housing subsidy	1	0.57%	0.57%	1	0.37%	0.36%
Rental by client, other (non-VASH) housing subsidy	17	9.77%	9.77%	25	9.29%	9.12%
Owned by client, no housing subsidy	0	0.00%	0.00%	3	1.12%	1.09%
Owned by client, with housing subsidy	0	0.00%	0.00%	0	0.00%	0.00%
Staying or living with family, permanent tenure	0	0.00%	0.00%	0	0.00%	0.00%
Staying or living with friend, permanent tenure	5	2.87%	2.87%	5	1.86%	1.82%
Total Persons Leaving for Permanent Destinations	174	100.00%	100.00%	269	100.00%	98.18%
Temporary Destinations						
Emergency shelter, including hotel or motel paid for with emergency shelter voucher	0	0.00%	0.00%	0	0.00%	0.00%
Transitional housing for homeless persons (including homeless youth)	0	0.00%	0.00%	0	0.00%	0.00%
Staying or living with family, temporary tenure	0	0.00%	0.00%	0	0.00%	0.00%
Staying or living with friend, temporary tenure	0	0.00%	0.00%	0	0.00%	0.00%
Hotel or motel paid for without emergency shelter voucher	0	0.00%	0.00%	0	0.00%	0.00%
Place not meant for human habitation	0	0.00%	0.00%	0	0.00%	0.00%
Safe Haven	0	0.00%	0.00%	0	0.00%	0.00%
Total Persons Leaving for Temporary Destinations	0	100.00%	0.00%	0	100.00%	0.00%
Institutional Destinations						
Psychiatric hospital or other psychiatric facility	0	0.00%	0.00%	0	0.00%	0.00%
Substance abuse treatment facility or detox center	0	0.00%	0.00%	0	0.00%	0.00%
Hospital (non-psychiatric)	0	0.00%	0.00%	0	0.00%	0.00%
Jail, prison or juvenile detention facility	0	0.00%	0.00%	0	0.00%	0.00%

Foster care home or foster care group home	0	0.00%	0.00%	0	0.00%	0.00%
Total Persons Leaving for Institutional Destinations	0	100.00%	0.00%	0	100.00%	0.00%
Miscellaneous						
Other Destinations	0	0.00%	0.00%	0	0.00%	0.00%
Deceased	0	0.00%	0.00%	0	0.00%	0.00%
Don't know / refused	0	0.00%	0.00%	5	100.00%	1.82%
Missing this information	0	0.00%	0.00%	0	0.00%	0.00%
Total for Miscellaneous	0	100.00%	0.00%	5	100.00%	1.82%
TOTAL PERSONS WHO LEFT THE PROGRAM	174		100.00%	274		100.00%

Additional Comments:

Optional: If needed, use this space to provide a note explaining the above data.

Housing Outcomes of Persons Served with Homeless Assistance

In the cells below, enter the number of persons who resided in each of the destinations provided after HPRP Homeless Assistance ended, in the current quarter and the total for the grant to date.

Housing Outcomes (All Leavers Only)

Homeless Assistance

Destination	Quarter			Grant to Date		
	Persons	%	% of Total	Persons	%	% of Total
Permanent Destinations						
Permanent supportive housing for formerly homeless persons (such as SHP, S+C, or SRO Mod Rehab)	0	0.00%	0.00%	0	0.00%	0.00%
Rental by client, no housing subsidy	23	100.00%	100.00%	74	98.67%	97.37%
Rental by client, VASH housing subsidy	0	0.00%	0.00%	1	1.33%	1.32%
Rental by client, other (non-VASH) housing subsidy	0	0.00%	0.00%	0	0.00%	0.00%
Owned by client, no housing subsidy	0	0.00%	0.00%	0	0.00%	0.00%
Owned by client, with housing subsidy	0	0.00%	0.00%	0	0.00%	0.00%
Staying or living with family, permanent tenure	0	0.00%	0.00%	0	0.00%	0.00%
Staying or living with friend, permanent tenure	0	0.00%	0.00%	0	0.00%	0.00%
Total Persons Leaving for Permanent Destinations	23	100.00%	100.00%	75	100.00%	98.68%
Temporary Destinations						
Emergency shelter, including hotel or motel paid for with emergency shelter voucher	0	0.00%	0.00%	0	0.00%	0.00%
Transitional housing for homeless persons (including homeless youth)	0	0.00%	0.00%	0	0.00%	0.00%
Staying or living with family, temporary tenure	0	0.00%	0.00%	1	100.00%	1.32%
Staying or living with friend, temporary tenure	0	0.00%	0.00%	0	0.00%	0.00%
Hotel or motel paid for without emergency shelter voucher	0	0.00%	0.00%	0	0.00%	0.00%
Place not meant for human habitation	0	0.00%	0.00%	0	0.00%	0.00%
Safe Haven	0	0.00%	0.00%	0	0.00%	0.00%
Total Persons Leaving for Temporary Destinations	0	100.00%	0.00%	1	100.00%	1.32%
Institutional Destinations						
Psychiatric hospital or other psychiatric facility	0	0.00%	0.00%	0	0.00%	0.00%
Substance abuse treatment facility or detox center	0	0.00%	0.00%	0	0.00%	0.00%
Hospital (non-psychiatric)	0	0.00%	0.00%	0	0.00%	0.00%
Jail, prison or juvenile detention facility	0	0.00%	0.00%	0	0.00%	0.00%
Foster care home or foster care group home	0	0.00%	0.00%	0	0.00%	0.00%

Total Persons Leaving for Institutional Destinations	0	100.00%	0.00%	0	100.00%	0.00%
Miscellaneous						
Other Destinations	0	0.00%	0.00%	0	0.00%	0.00%
Deceased	0	0.00%	0.00%	0	0.00%	0.00%
Don't know / refused	0	0.00%	0.00%	0	0.00%	0.00%
Missing this information	0	0.00%	0.00%	0	0.00%	0.00%
Total for Miscellaneous	0	100.00%	0.00%	0	100.00%	0.00%
TOTAL PERSONS WHO LEFT THE PROGRAM	23		100.00%	76		100.00%

Additional Comments:

Optional: If needed, use this space to provide a note explaining the above data.

Expenditures by Activity

In the cells below, enter the amount of funds expended (costs incurred, not necessarily drawn down) for each activity type, in the current quarter and for the grant to date. If an expenditure is incurred and reported in the grantee's financial system for the current quarter, report it below. This data will not necessarily reflect draws in IDIS.

Expenditures (\$)

Activities	Homelessness Prevention		Homeless Assistance		Total	
	Quarter	Grant to Date	Quarter	Grant to Date	Quarter	Grant to Date
Financial Assistance	97,378	269,269	29,749	73,992	127,127	343,261
Housing Relocation & Stabilization Services	14,957	61,143	5,239	24,987	20,196	86,130
Data Collection & Evaluation					24,953	60,994
Administration					18,245	32,908
TOTAL					190,521	523,293

Additional Comments:

Optional: If needed, use this space to provide a note explaining the above data.

Authorizing Information and Certification

The Name of the Authorized Grantee Official should be the same as submitted in the HPRP Substantial Amendment, unless there has been a change.

Name of Authorized Grantee Official Randy Wilkerson
Title/Position Executive Director

I hereby certify that all the information stated herein is true and accurate. I understand that HUD will prosecute false claims and statements and that conviction may result in criminal and/or civil penalties (pursuant to 18 USC 1001, 1010, 1012; 31 USC 3729, 3802).

Check for Certification

Summary

Part	Last Updated
Grantee State	10/06/2010
Grantee Information	10/06/2010
Report Period and Status	10/06/2010
Persons and Households Served	10/06/2010
Housing Outcomes Homelessness Prevention	10/06/2010
Housing Outcomes Homeless Assistance	10/06/2010
Expenditures by Activity	10/06/2010
Authorizing Information and Certification	10/06/2010