



ESCAMBIA COUNTY, FLORIDA PERMIT

Permit # _____

For Driveway Construction in County Right of Way

Name of Applicant: _____ Date: _____

Mailing Address: _____ City _____ Zip _____ Phone: _____

E-mail Address: _____

Property Reference Number: _____

Location: 1. Street or Road: _____
2. Between: _____
3. Name of Subdivision: _____
(If applicable)

Building Permit: Is there also a building permit associated with this driveway permit? ____ YES ____ NO

CHECK/SPECIFY THE TYPES OF WORK AS APPLICABLE:

- () Connects to Paved Road (requires paving of driveway within ROW)
- () Connects to Dirt Road (requires 4" of suitable material installed within ROW)
- Driveway Connection (): Type I Curb cut () Type II Dipped drive () Type III Cross pipe () Type IV Special ()

Driveway connection specifics: _____
(as determined by County)

It is understood and agreed by Applicant that upon approval of the application and the issuance of a construction permit for installation of a driveway that all work and inspection shall be accomplished in accordance with County requirements. Compliance with County "Typical Driveway Connection Standards" is stipulated with acceptance of this permit. Work shall not be commenced until the written approval is issued to applicant, and shall be completed before construction permit expires. If permit expires a renewal fee and new application is required. "Regrass or sod as needed for shoulder. Construction materials/debris *will not* be used as fill in county right-of-way, backfill used for construction of drives, etc. will be clean fill. **An attached sketch shall be included indicating the approximate location of construction relative to R/W lines, the roadway and ditches.**

_____ Phone # of Contact Person _____ Applicant (Print Name of contact person)

Fee in accordance with Resolution 98-18 Amount: No Charge

Permission is hereby granted to proceed with proposed construction as noted above and in accordance with permit conditions. Applicant shall be required to notify the Development Services Bureau Office prior to the commencement of construction.

Date approved: _____ Approved for Construction by: _____

County Permit Expires: _____ Construction must be completed and ready for inspection prior to date.

Inspected and approved by: _____ Date: _____

If repairs to rights-of-way are not made according to County standards and specifications by the expiration date shown on the permit, the County may elect to perform the repairs at Applicant's expense. Applicant's failure to reimburse County for such expenses will be cause for Engineering to refuse to issue any permits to Applicant for future projects. County accepts no responsibility for and does not hereby warrant that it will protect, repair, or finish Applicant's project in the course of making such repairs to County rights-of-way.

This permit application has been reviewed and only applies to the installation of new driveway access within the County right-of-way. This permit application has not been reviewed or approved for land development codes and/or environmental protection requirements; therefore, this permit application does not imply that the property/land being accessed is suitable for any other purpose.

"I certify that I have read the entire permit and agree to the terms stated therein."

_____ Applicant's signature

It is the responsibility of the "Applicant" to notify the Engineering Division at 850-595-3543 - 24 hours in advance of the time and date this project will start and when the project is finished. **Also Contact Sunshine Utility Locate Service 1-800-432-4770, 48 Hours before you dig call. It's the Law in Florida.**

DRIVEWAY INFORMATION REQUEST FORM
ESCAMBIA COUNTY PUBLIC WORKS DEPARTMENT
3363 WEST PARK PLACE
PENSACOLA, FL 32505

I, _____
APPLICANT'S NAME **CURRENT ADDRESS**

TOWN, STATE, ZIP CODE **WORK PHONE** **HOME PHONE**

hereinafter termed the applicant, request permission to install a driveway on the _____ side of
(**North, South, East, West**)
_____ road to serve my property located at:
(**Name of road driveway will join**)

Public Works Department Use Only

PAVED ____ OR DIRT ROAD ____?
APPROX. DEPTH OF DITCH/SWALE ALONG FRONT OF PROPERTY? _____ FT.
WHICH TYPE OF DRIVEWAY IS RECOMMENDED?

- ____ TYPE I (Curb Cut)
- ____ TYPE II (Dipped Driveway, Swale less than 12" deep)
- ____ TYPE III (Culvert Driveway, Swale greater than 18" deep)
- ____ OTHER (Applicants Choice)

WHAT IS DIAMETER OF ADJACENT CULVERTS? _____ Upstream _____ Downstream

MINIMUM DIAMETER OF NEW CULVERT. _____ IN. (Based Upon Existing Culverts; 18" Min.)

RECOMMENDED LENGTH OF CULVERT _____ FT.

SHAPE OF NEW CULVERT: round ____, elliptical ____, arched ____ ****please circle one****

TYPE OF END SECTION: headwall (only on dirt rd), ____ or mitered-end-section ____ (all paved roads)

SPECIAL REQUIREMENTS: _____

INSPECTED BY: _____ DATE: _____

REQUIREMENTS:

1. **HAVE DRIVEWAY FLAGGED OR STAKED** so the inspector will know exactly where you want the pipe installed. See standard County Details for construction.
2. If curb and gutter exists along edge of roadway follow County Detail for Type I driveway construction.

REGULATIONS:

1. The driveway culvert will be constructed by the Applicant in accordance with details provided for Type III driveway, Escambia County regulations, and will be subject to inspection by County Inspectors.
2. The applicant will save and keep Escambia County harmless from any and all damages, claims or injuries that may occur by reason of this construction.
3. The applicant binds and obligates himself/herself to conform to the above description and to abide by the driveway regulations.
4. This permit application has been reviewed and only applies to the installation of new driveway access within the County right-of-way. This permit application has not been reviewed or approved for land development codes and/or environmental protection requirements; therefore, this permit application does not imply that the property/land being accessed is suitable for any other purpose.

APPLICANT **DATE**

Please Include Sketch

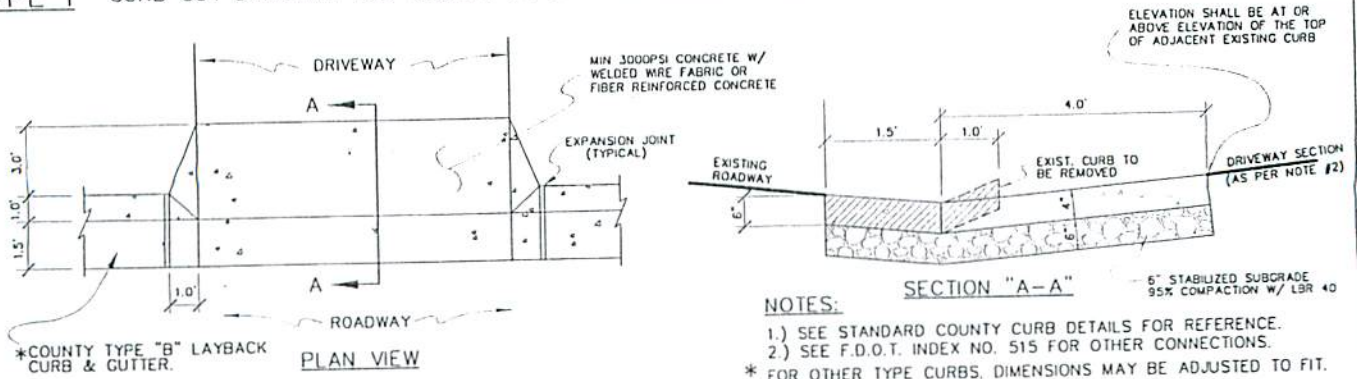
TYPICAL DRIVEWAY CONNECTION STANDARDS FOR EXISTING ROADWAY CONDITIONS



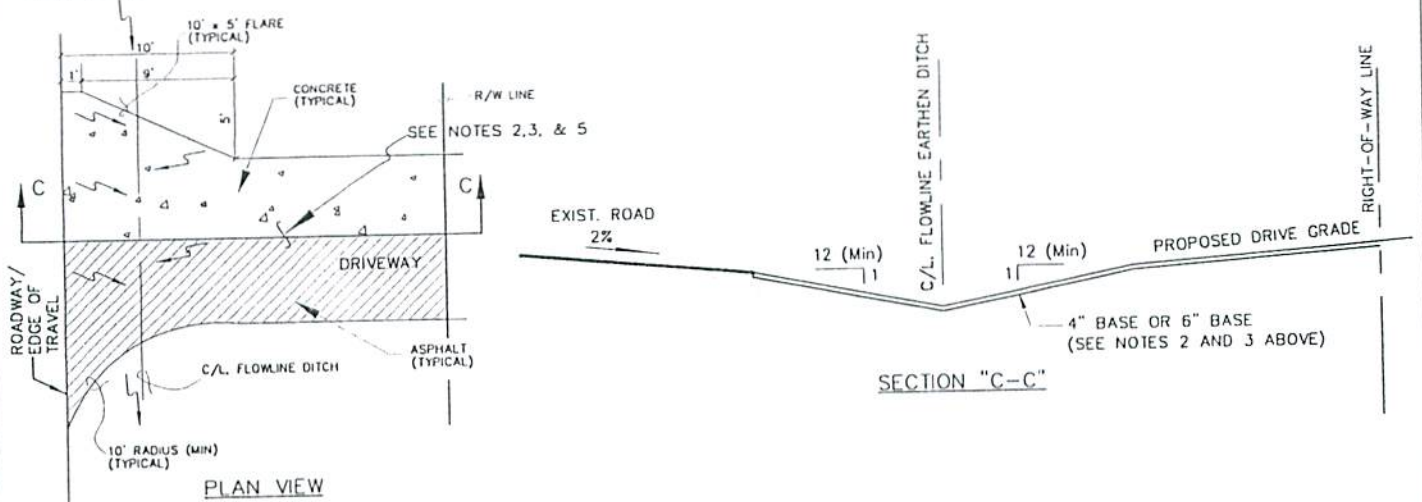
NOTES:

1. ALL MATERIALS AND LABOR FOR INSTALLATION WILL BE THE RESPONSIBILITY OF THE PROPERTY OWNER.
2. DRIVEWAYS ABUTTING PAVED ROADS SHALL BE 1-1/2" ASPHALT WITH 6" STABILIZED SUBGRADE OR 4" TO 6" CONCRETE WITH 4" STABILIZED SUBGRADE ~ 95% COMPACTION (MODIFIED PROCTOR) WITH LBR 40 BETWEEN EDGE OF ROADWAY AND R/W LINE.
3. DRIVEWAYS ABUTTING A DIRT ROAD SHALL BE MILLED ASPHALT, GRADED AGGREGATE BASE, OR WASHED CONCRETE (4" IN DEPTH) ON THE COUNTY MAINTAINED PORTION OF DRIVEWAY.
4. IF NECESSARY, REFER TO F.D.O.T. INDEX DETAILS AS REFERENCED BELOW.
5. RADIUS OR FLARE IS ACCEPTABLE FOR TYPE II OR TYPE III CONNECTIONS.
6. DRIVEWAYS WITHIN PROPERTY BOUNDARY SHALL PROVIDE A MINIMUM OF 2 PARKING SPACES.
7. TYPICAL DRIVEWAY SECTIONS ARE TO BE 12' WIDE MINIMUM.

TYPE I CURB CUT DRIVEWAY FOR COUNTY TYPE "B" LAYBACK CURBS.

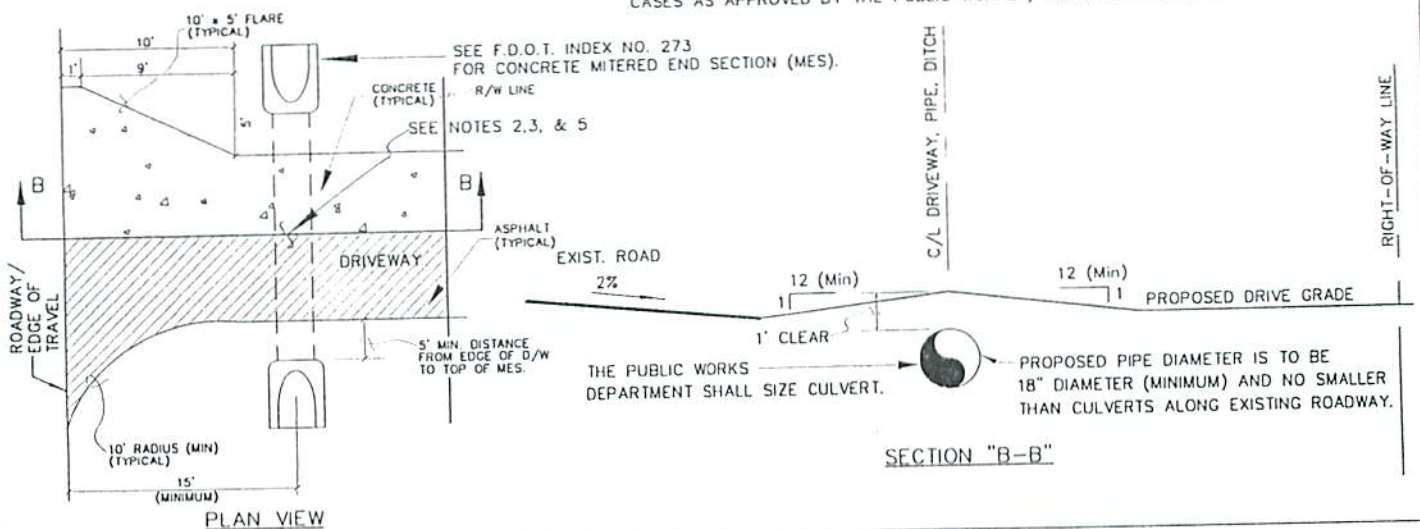


TYPE II DIPPED DRIVEWAY WITHOUT CROSS PIPE (CULVERT)



TYPE III-A CROSS PIPE (CULVERT) DRIVEWAY

NOTE:
 TYPE III-B DRIVEWAY W/ CONCRETE OR SANDBAG HEADWALLS MAY BE USED IN SPECIAL CASES AS APPROVED BY THE PUBLIC WORKS / DEVELOPMENT REVIEW DEPARTMENT.



TYPE IV SPECIAL DRIVEWAY CONNECTION

TYPE IV-A REQUIRES A F.D.O.T. CONNECTION PERMIT (PROVIDE APPROVED F.D.O.T. PERMIT TO OBTAIN COUNTY APPROVAL). REFER TO INDEX NO. 515 AND CONTACT F.D.O.T. AT (850) 981-3000. MAY REQUIRE PLANS PREPARED BY A FLORIDA REGISTERED PROFESSIONAL ENGINEER (P.E.).

TYPE IV-B SPECIAL INNOVATIVE CONNECTION AS DESIGNED BY A FLORIDA REGISTERED PROFESSIONAL ENGINEER (P.E.) AND AS APPROVED BY THE APPROPRIATE PUBLIC WORKS / DEVELOPMENT REVIEW STAFF. ATTACH PLAN FOR REVIEW.

REVISED SEPT. 15, 2009